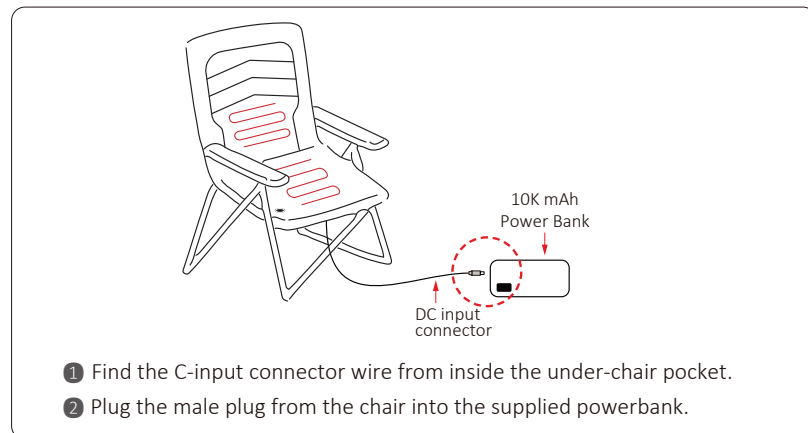


Switchback Heated Chair User Guide

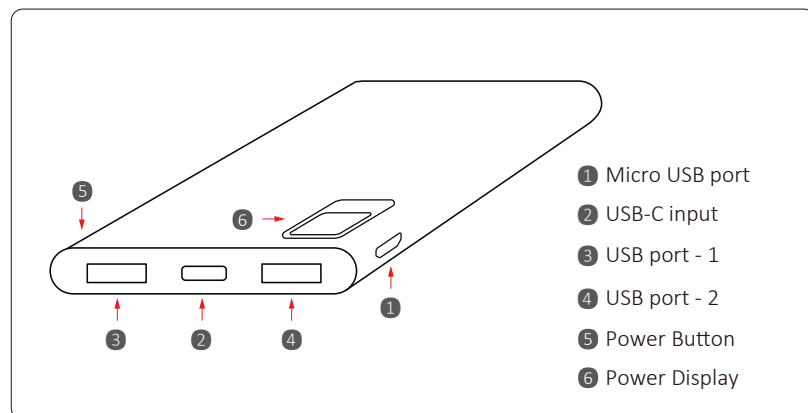


1 How to Connect the Lazy Bear Heated Chair to the Powerbank

To Connect Chair



Power Bank Ports



WARNING:

Not all power banks are the same voltage or power output. If you are using a power bank **not** supplied with this product, use at your own risk.


2 Control with the App

1 Download the Kuma Heat App

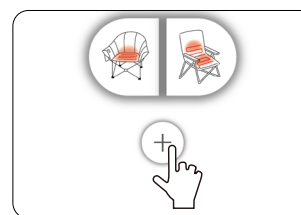


2 Control with the App

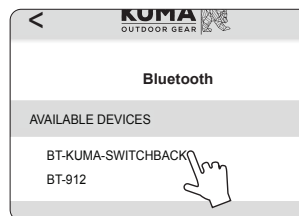
Step 1:
Turn on bluetooth, Open app.



Step 2:
For pairing, add the chair product



Step 3:
Select device



Step 4:
Toggle to "ON" position



Step 5:
Tap to adjust temperature

